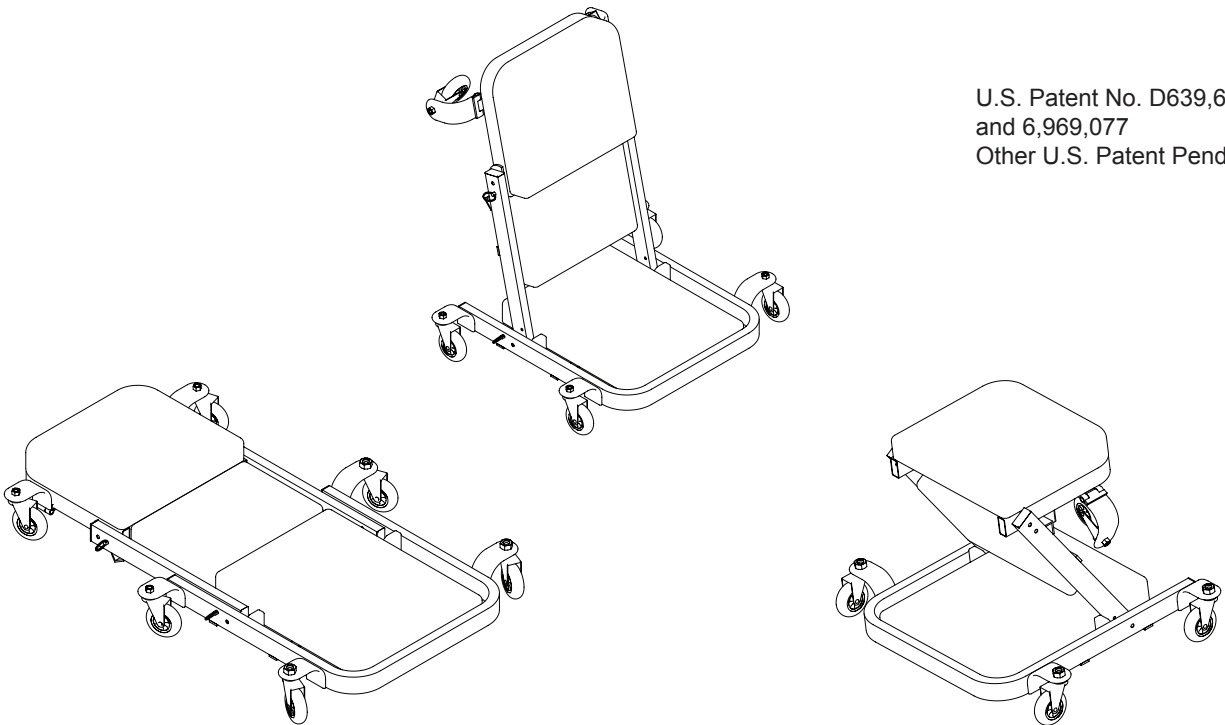


# OMEGALIFT™ EQUIPMENT

## Low Profile Z Creeper

Model  
91452

Capacity  
450 lbs.



U.S. Patent No. D639,638S  
and 6,969,077  
Other U.S. Patent Pending



*This is the safety alert symbol. It is used to alert you to potential personal injury hazards. Obey all safety messages that follow this symbol to avoid possible injury or death.*

- ⚠ **WARNING:** Cancer and Reproductive Harm.
- ⚠ **AVERTISSEMENT:** Cancer et dommages au système reproducteur.
- ⚠ **ADVERTENCIA:** Cáncer y daño reproductivo.

[www.P65Warnings.ca.gov](http://www.P65Warnings.ca.gov)

**SFA Companies**  
<http://www.omegalift.com>

Read this manual and follow all the Safety Rules and Operating Instructions before using this product.

91452-M0\_102018

## SAFETY AND GENERAL INFORMATION

For your safety, read, understand, and follow the information provided with and on this folding creeper. The owner and operator shall have an understanding of this product and safe operating procedures before attempting to use. The owner and operator shall be aware that use of this product may require special skills and knowledge. Instructions and safety information shall be conveyed in the operator's native language before use of this product is authorized. Make certain that the operator thoroughly understands the inherent dangers associated with the use and misuse of the product. If any doubt exists as to the safe and proper use of this product, remove from service immediately.

**Inspect before each use.** Do not use if there are broken, bent, cracked or damaged parts (including labels). Any folding creeper that appears damaged in any way, or operates abnormally shall be removed from service immediately. If the folding creeper has been subjected to a shock load (a load dropped suddenly, unexpectedly upon it), immediately discontinue use until it has been inspected by an Omega authorized service center. It is recommended that an annual inspection be done by qualified personnel. Labels and Operator's Manuals are available from manufacturer.

## PRODUCT DESCRIPTION

This device is designed to be folded in a 'Z' shape for use as a mechanics seat or unfolded for use as a mechanics creeper. It is intended to be used to support and move, along a smooth and level surface, rated capacity loads consisting of a single person weighing no more than 450 lbs. for the purpose of performing automotive maintenance or service. This device is not intended, designed or engineered to be used for any other purpose.

**⚠ WARNING:** Do not use this device for any purpose other than that for which it is expressly intended.

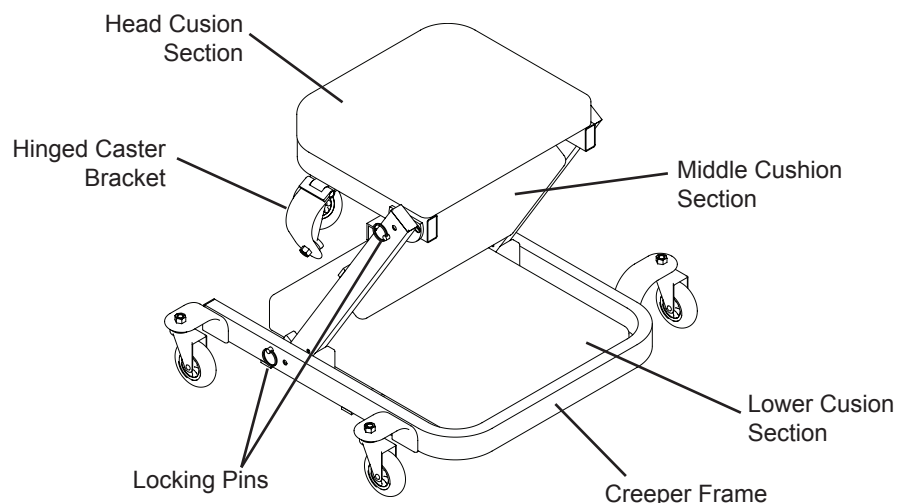
## ⚠ WARNING

### To avoid personal injury and property damage:

- Read, understand, and follow all printed materials provided with and on this product before use.
- Do not exceed rated capacity of 450 lbs. Rated capacity consists of: 1 person, tools, equipment totaling 450 lbs.
- Use on smooth, level, seamless surfaces only!
- Sit down gently! Avoid shock loads caused by jumping or falling onto seat.
- Do not stand on this product.
- Keep out of the reach of children! This device is not appropriate for children's use.

## SPECIFICATIONS

Model	Rated Capacity	Creeper Size	Cushion Size	Weight
91452	450 lbs.	40" x 26" x 4-1/4"	39" x 13"	23 lbs.



## PREPARATION

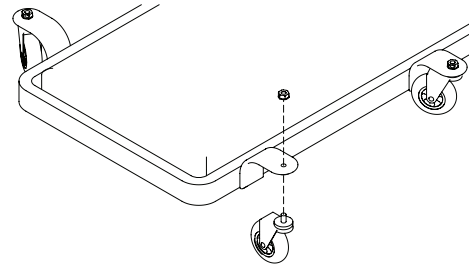
Before assembling your Folding Creeper, make sure all parts are present. Compare parts with package contents list and illustrations. If any part is missing or damaged, do not attempt to assemble, install or operate the product. Contact Omega customer service for replacement parts. Packaging Contents: 1 Creeper Body with cushions, 6 Casters, 6 Caster Lock Nuts.

## ASSEMBLY

1. Carefully unfold the creeper until flat. Engage spring loaded Locking Pins.

**⚠ CAUTION:** *Folding components can present pinch and crush hazards during normal use of this product. Exercise caution when performing adjustments and while assembling and using this equipment.*

2. Attach Casters to creeper frame caster brackets using 17mm nuts.



## OPERATION

1. Locate and unlock spring loaded Locking Pin for middle section by pulling out until disengaged. Then rotate Head Frame and Middle Frame upward as shown in Fig. 1 until the Locking Pin can engage hole in Creeper Seat locking plate (ensure Lock Pin is fully engaged). This is the low seat configuration.
2. Disengage Lock Pin for Middle Frame and rotate further forward. Engage locking pin. Disengage Lock Pin for Head Frame section and rotate backwards as shown in Fig. 2. Adjust hinged caster brackets as required. This is the high seat configuration.

**⚠ CAUTION:** *Ensure all Lock Pins are properly engaged before using creeper.*

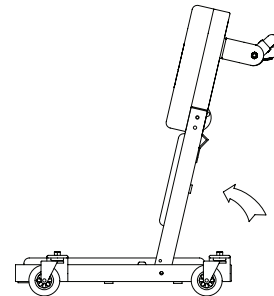


Figure 1 - Low seat configuration

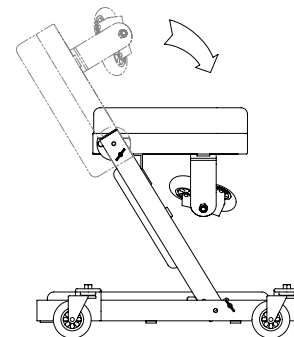


Figure 2 - High-seat configuration

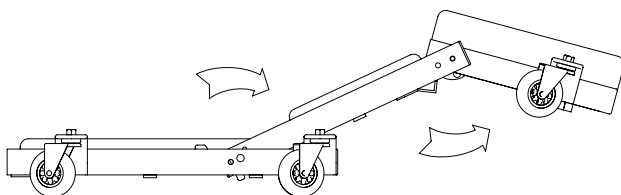


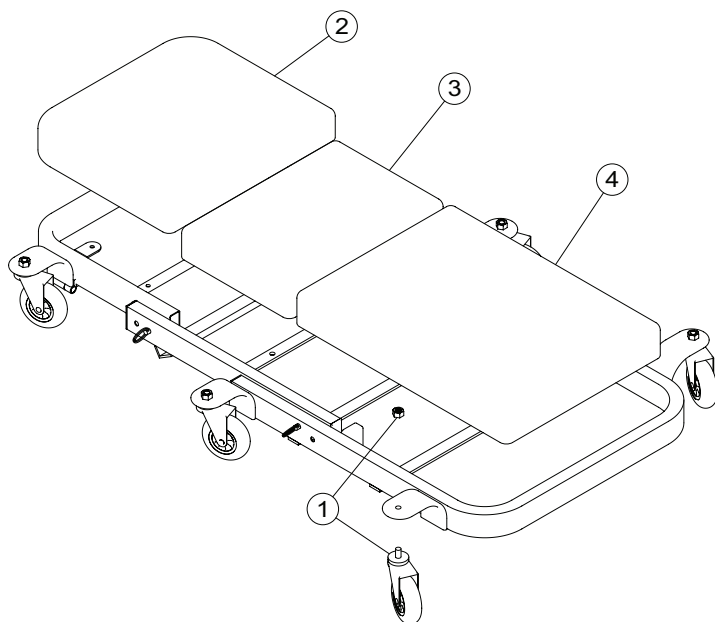
Figure 3 - Creeper configuration

3. Adjust hinged caster brackets so wheels will contact ground properly. Unlock spring loaded Lock Pins, then reverse steps 1 and 2, as shown in Fig. 3, to convert Creeper Seat into Creeper.

## MAINTENANCE

Wipe clean as needed. Use mild upholstery cleaner (not caustic) to clean cushions.

**⚠ CAUTION:** *Do not add lubricant to casters.*



## REPLACEMENT PARTS LIST

Item	Part No.	Description	Qty
1	91452-1	Caster Assy	6
2	91452-2	Head Cushion	1
3	91452-3	Middle Cushion	1
4	91452-4	Lower Cushion	1

## ONE YEAR LIMITED WARRANTY

For a period of one (1) year from date of purchase, **SFA Companies** will repair or replace, at its option, without charge, any of its products, which fails due to a defect in material or workmanship under normal usage. This limited warranty is a consumer's exclusive remedy.

Performance of any obligation under this warranty may be obtained by returning the warranted product, freight prepaid, to **SFA Companies** Warranty Service Department, 10939 N. Pomona Ave., Kansas City, MO 64153.

Except where such limitations and exclusions are specifically prohibited by applicable law, (1) THE CONSUMER'S SOLE AND EXCLUSIVE REMEDY SHALL BE THE REPAIR OR REPLACEMENT OF DEFECTIVE PRODUCTS AS DESCRIBED ABOVE. (2) **SFA Companies** SHALL NOT BE LIABLE FOR ANY CONSEQUENTIAL OR INCIDENTAL DAMAGE OR LOSS WHATSOEVER. (3) ANY IMPLIED WARRANTIES, INCLUDING WITHOUT LIMITATION THE IMPLIED WARRANTIES OF MERCHANTABILITY AND FITNESS FOR A PARTICULAR PURPOSE, SHALL BE LIMITED TO ONE YEAR, OTHERWISE THE REPAIR, REPLACEMENT OR REFUND AS PROVIDED UNDER THIS EXPRESS LIMITED WARRANTY IS THE EXCLUSIVE REMEDY OF THE CONSUMER, AND IS PROVIDED IN LIEU OF ALL OTHER WARRANTIES, EXPRESS OR IMPLIED. (4) ANY MODIFICATION, ALTERATION, ABUSE, UNAUTHORIZED SERVICE OR ORNAMENTAL DESIGN VOIDS THIS WARRANTY AND IS NOT COVERED BY THIS WARRANTY.

Some states do not allow limitations on how long an implied warranty lasts, so the above limitation may not apply to you. Some states do not allow the exclusion or limitation of incidental or consequential damages, so the above limitation or exclusion may not apply to you. This warranty gives you specific legal rights, and you may also have other rights, which vary from state to state.

**OMEGALIFT™**  
EQUIPMENT

SFA Companies ©2011  
10939 N. Pomona Ave. Kansas City, MO 64153  
888-332-6419  
sales@omegalift.com