


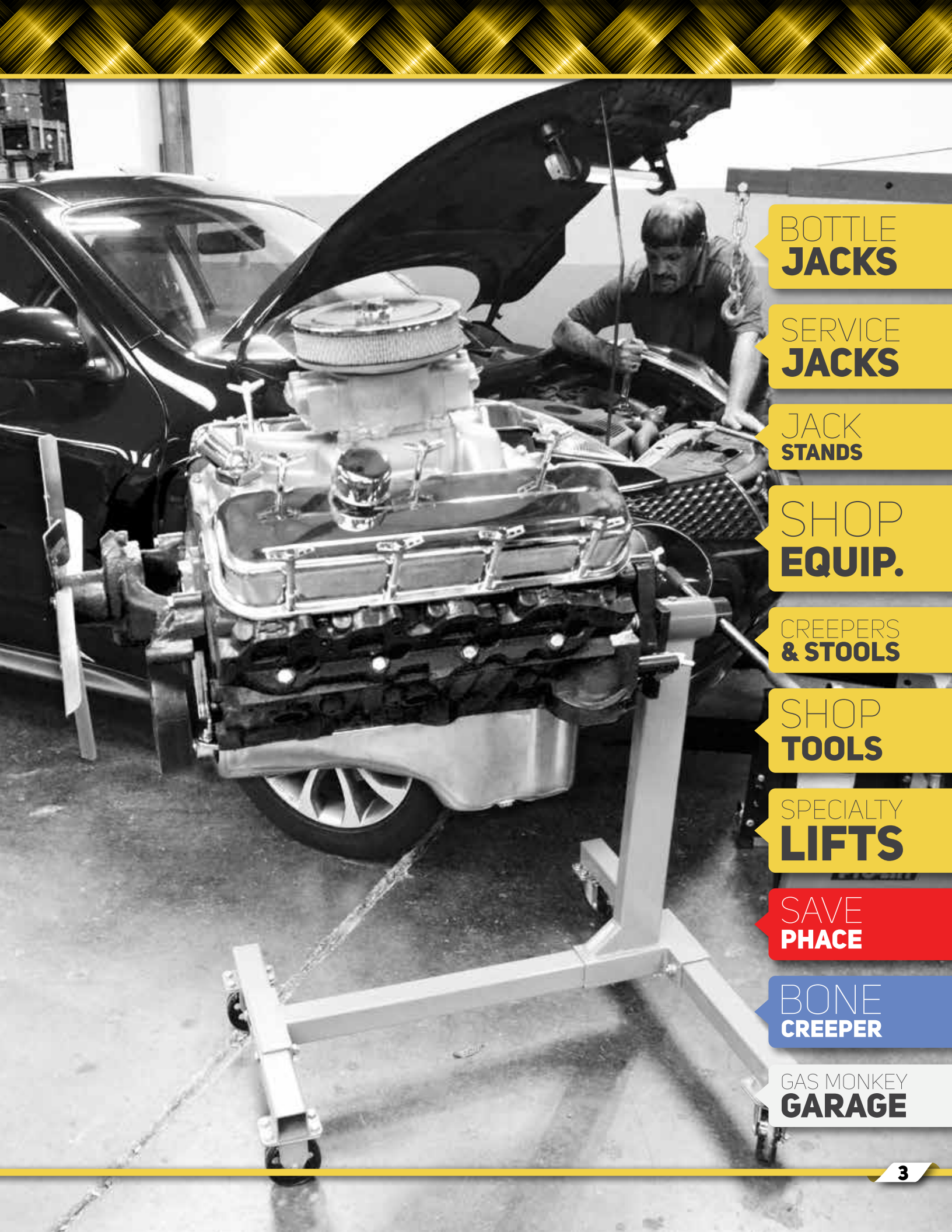
# Pro-Lift®

PROVEN SAFETY AND PERFORMANCE



## TABLE OF CONTENTS <

» <b>BOTTLE JACKS</b>	» <b>4-7</b>
MANUAL BOTTLE JACKS	5
MANUAL/AIR HYDRAULIC BOTTLE JACKS	6
SHORTY BOTTLE JACKS	7
» <b>SERVICE JACKS</b>	» <b>8-13</b>
TROLLY JACKS	9
GARAGE JACKS	10
SERVICE JACKS	11
HYBRID JACKS	12
» <b>JACK STANDS</b>	» <b>14-17</b>
JACK STANDS	15
DOUBLE LOCKING JACK STANDS	16
SPEEDY LIFT JACK STANDS	17
» <b>SHOP EQUIPMENT</b>	» <b>18-23</b>
ENGINE REPAIR EQUIPMENT	19
CAR DOLLYS	20
AIR EQUIPMENT	21
» <b>CREEPERS &amp; SHOP STOOLS</b>	» <b>24-29</b>
CREEPERS	25
SHOP STOOLS/SEATS	28
» <b>SHOP TOOLS</b>	» <b>30-33</b>
TOOL CART	31
JUMPSTARTER	32
TOOLS AND GADGETS	33
» <b>SPECIALTY LIFTS</b>	» <b>34-39</b>
LAWN MOWER LIFTS	35
HEAVY DUTY LAWN MOWER LIFTS	36
MOTORCYCLE/ATV LIFT	37
SPECIALTY UTILITY LIFTS	38
» <b>SAVE PHACE</b>	» <b>40-43</b>
» <b>BRAND SPOTLIGHT</b>	
WELDING HELMETS	41
SPORT UTILITY MASKS	42
TACTICAL MASKS	43
» <b>BONE CREEPER</b>	» <b>44-45</b>
» <b>BRAND SPOTLIGHT</b>	
CREEPERS	45
SHOP SEAT	45
» <b>GAS MONKEY GARAGE</b>	» <b>46-47</b>
» <b>BRAND SPOTLIGHT</b>	
GMG PRODUCTS	47



**BOTTLE  
JACKS**

**SERVICE  
JACKS**

**JACK  
STANDS**

**SHOP  
EQUIP.**

**CREEPERS  
& STOOLS**

**SHOP  
TOOLS**

**SPECIALTY  
LIFTS**

**SAVE  
PHACE**

**BONE  
CREEPER**

**GAS MONKEY  
GARAGE**

## BOTTLE JACKS



# MANUAL BOTTLE JACKS <



Meets or exceeds ASME PASE 2014



## NUMEROUS APPLICATIONS

These hydraulic automotive jacks can also be used for truck and agricultural equipment service. Adjustable extension screws allow the saddle to accommodate any desired work height in shop or at a jobsite.

## SAFE FEATURES

Our bottle jacks have a built-in bypass system which protects against ram over-travel. They were designed to meet or exceed the latest ASME/PASE standards.

## LONG LASTING

Critical stress areas are heat treated to ensure a long performance life. All bottle jacks are welded at both the top and base to prevent leaking and prolong durability.



PART #	DESCRIPTION	UPC	LIFTING RANGE	PACKAGING DIM	CASE #	WEIGHT
<b>B-002D</b>	2 Ton Bottle Jack	652597013019	7.12" - 13.75"	12.40" x 6.89" x 9.84"	6	6.10 lbs.
<b>B-004D</b>	4 Ton Bottle Jack	652597013118	8.00" - 15.37"	13.00" x 7.48" x 10.00"	6	7.81 lbs.
<b>B-006D</b>	6 Ton Bottle Jack	652597013125	8.50" - 16.62"	9.84" x 7.87" x 16.73"	4	10.58 lbs.
<b>B-008D</b>	8 Ton Bottle Jack	652597013057	8.75" - 17.50"	17.72" x 9.84" x 14.20"	4	13.28 lbs.
<b>B-012D*</b>	12 Ton Bottle Jack	652597013095	9.50" - 18.87"	12.40" x 6.89" x 9.84"	4	17.60 lbs.
<b>B-020D*</b>	20 Ton Bottle Jack	652597013071	9.50" - 18.87"	13.00" x 7.48" x 10.00"	2	24.38 lbs.
<b>B-033D*</b>	30 Ton Bottle Jack	047077801253	11.25" - 18.25"	12.40" x 6.89" x 9.84"	1	36.00 lbs.

PROVEN SAFETY & PERFORMANCE PRODUCTS

WWW.PROLIFTPRODUCTS.COM

\* These bottle Jacks have carry handles

† B-033D does not have an extension screw

## > AIR/MANUAL BOTTLE JACKS



Meets or exceeds ASME PASE 2014



### >> SAFE FEATURES

Our bottle jacks have a built-in bypass system which protects against ram over-travel. They were designed to meet or exceed the latest ASME/PASE standards.

### >> EASY LIFTING

These bottle jacks are equipped with an actuating air motor to help the user lift a load with ease when connected to a high PSI air compressor.

PART #	DESCRIPTION	UPC	LIFTING RANGE	PACKAGING DIM	CASE #	WEIGHT
<b>B-A12D</b>	12 Ton Air Bottle Jack	652597524638	10.00" - 19.75"	12.40" x 6.89" x 9.84"	1	28.6 lbs.
<b>B-A20D</b>	20 Ton Air Bottle Jack	652597524645	13.50" - 19.50"	13.00" x 7.48" x 10.00"	1	35.2 lbs.

## > LOW PSI BOTTLE JACKS

### >> LOW PSI APPLICATIONS

Specially designed air motors allow these bottle jacks to efficiently lift with a lower supply line air pressure and are compatible with most small-home air compressors.

### >> LONG LASTING

Critical stress areas are heat treated and the painting process protects against moisture damage to ensure a long performance life.



PART #	DESCRIPTION	UPC	LIFTING RANGE	PACKAGING DIM*	CASE #	WEIGHT
<b>B-LA12D</b>	12 Ton Low PSI Bottle Jack	652597531780	9.63" to 18.75"	12.4" x 6.89" x 9.84"	1	24.00 lbs.
<b>B-LA20D</b>	20 Ton Low PSI Bottle Jack	652597531797	10.00" to 18.50"	13" x 7.48" x 10"	1	31.90 lbs.

# SHORTY BOTTLE JACKS <



Meets or exceeds ASME PASE 2014



## » MAXIMUM **VERSATILITY**

A short stature provides these bottle jacks with the ability to lift the same tonnage as a standard jack in projects with a low clearance area.

## » CARRYING **HANDLE**

Both of our 12 and 20 ton shorty bottle jacks are equipped with welded handles for durability and easy handling.

PART #	DESCRIPTION	UPC	LIFTING RANGE	PACKAGING DIM	CASE #	WEIGHT
<b>B-S12D</b>	12 Ton Short Bottle Jack	652597005106	6" - 10-5/8"	13" x 7.48" x 10"	4	14 lbs.
<b>B-S20D</b>	20 Ton Short Bottle Jack	652597006073	6½" - 11¼"	9.84" x 7.87" x 16.73"	2	20 lbs.



PROVEN SAFETY & PERFORMANCE PRODUCTS

WWW.PROLIFTPRODUCTS.COM

## SERVICE JACKS



# TROLLEY JACKS <



Meets or exceeds ASME PASE 2014



## EFFICIENT LIFTING

An all welded steel frame construction and rust resistant paint job provide jack longevity while large steel wheels and swivel casters promote easy maneuverability.

## BONUS CASE

This 1.5 ton trolley jack stores easily in its protective polycarbonate blow-molded case. The case as well as the jack comes equipped with a carrying handle for easy transport.



## COMBO KIT

The 2 ton trolley jack is now also available in a 6 piece combo kit for easy distribution and makes a great gift display option during holidays, special occasions and promotional periods.

See page 13 for more details.



PART #	DESCRIPTION	UPC	LIFTING RANGE	PACKAGING DIM	CASE #	WEIGHT
<b>F-2315PE</b>	1½ Ton Trolley Jack w/Case	652597531452	5.12" - 11.75"	17.50" x 8.25" x 5.63"	1	17.00 lbs.
<b>F-2332</b>	2 Ton Trolley Jack	652597014474	5.50" - 13.00"	10.83" x 8.07" x 5.71"	1	19.00 lbs.

PROVEN SAFETY & PERFORMANCE PRODUCTS

WWW.PROLIFTPRODUCTS.COM

## > GARAGE JACKS

**SPEEDY LIFT®**



### >> SPEEDY LIFT TECHNOLOGY

With this patented technology, raising the jack saddle from resting position to the vehicle's chassis can be done quickly and effortlessly.

### >> TRUCK / SUV JACK

This garage jack is specially designed for use with trucks and SUVs. An extra long lifting arm gives this jack the ability to be used with larger vehicles when conventional jacks cannot reach lift points.



F-2533

### >> LOW PROFILE

This garage jack's low profile grants access to those "hard to get into places". A minimum height of 3.38" and a lifting range up to 15" ensure the ability to lift vehicles with the lowest of ground clearances.



F-767

### >> CARRYING HANDLE

Along with its large steel wheels and swivel casters for easy maneuverability, these jacks also come with carry handles for easy transport.

Meets or exceeds ASME PASE 2014



PART #	DESCRIPTION	UPC	LIFTING RANGE	PACKAGING DIM	CASE #	WEIGHT
<b>F-2533</b>	2½ Ton High-Lift Floor Jack	652597012838	6.00" - 21.00"	29.50" x 12.00" x 7.00"	1	50.71 lbs.
<b>F-767</b>	2 Ton Low-Profile Garage Jack	652597529961	3.38" - 15.00"	22.50" x 8.88" x 5.88"	1	31.00 lbs.

# SERVICE JACKS <



Patent #: U.S. 5,946,912 and U.S. 6,199,379

Meets or exceeds ASME PASE 2014



**SPEEDY  
LIFT®**

## » MAGNETIC TRAY

A magnetic tray helps keep tools and parts organized and close at hand.



G-737

## » PATENTED TECHNOLOGY

With this patented technology, raising the jack saddle from resting position to the vehicle's chassis can be done in a single motion.



\*Support load with a pair of Jack Stands

## » VERSATILE JACK

All welded steel frame construction with rust resistant paint boasts longevity. Large steel wheels and swivel casters promotes easy maneuverability.



G-4030

## » LOW PROFILE

This service jack's low profile grants access to those "hard to get into places". A minimum height of 3.5" and a lifting range up to 18.5" ensure the ability to lift vehicles with the lowest of ground clearances.



G-3030

## » STRONG DESIGN

All welded and rolled steel side frames add more stability to reduce un-necessary twisting. A rust resistant painting process, large steel wheels and casters promote durability as well as longevity.

PART #	DESCRIPTION	UPC	LIFTING RANGE	PACKAGING DIM	CASE #	WEIGHT
<b>G-737</b>	3½ Ton High-Lift Garage Jack	652597529626	5.50" ~ 22.00"	30.31" x 15.74" x 6.88"	1	88.00 lbs.
<b>G-4030</b>	3 Ton Garage Jack	652597531285	5.00" -18.50"	26.77" x 15.15" x 7.87"	1	68.20 lbs.
<b>G-3030</b>	3 Ton Low-Profile Garage Jack	652597531278	3.5" x 18.50"	27.95" x 15.15 x 7.87"	1	80.00 lbs.

PROVEN SAFETY & PERFORMANCE PRODUCTS

WWW.PROLIFTPRODUCTS.COM

## > HYBRID /ALUMINUM JACKS



Meets or exceeds ASME PASE 2014

> NEW <



G-5152

### >> DUAL PISTON TECHNOLOGY

Dual pistons deliver serious elevation and control. A built in safety valve prevents overloading and gives the confidence to trust this jack to the limit.

### >> LIGHT WEIGHT

Our hybrid jacks are constructed of steel and aluminum to achieve a lighter weight jack without losing any durable reliability.

### >> SPEEDY LIFT TECHNOLOGY

With this patented technology, raising the jack saddle from resting position to the vehicle's chassis can be done in a single motion.

**SPEEDY  
LIFT®**

> NEW <

### >> LOW PROFILE

This service jack's low profile grants access to those "hard to get into places". A low minimum height ensures the ability to lift vehicles with the lowest of ground clearances.



G-5251

PART #	DESCRIPTION	UPC	LIFTING RANGE	PACKAGING DIM	CASE #	WEIGHT
G-5152	1½ Ton Hybrid/Aluminum Jack	652597524751	3-1/2" x 14"	24.17" x 11.30" x 6.57"	1	33.00 lbs.
G-5251	2½ Ton Speedy Lift Hybrid/Aluminum Jack	652597524737	3-7/8" -18-5/8"	70 x 33.5 x 17 cm.	1	57.27 lbs.

## OTHER JACKS <



### » BONUS CASE

The 1.5 ton trolley jack comes in an easy to carry blow-molded case that is perfect for transport, storage and makes a great gift display option during holidays, special occasions and promotional periods.

### » VERSATILE JACK

All welded steel frame construction with rust resistant paint boasts longevity. Large steel wheels and swivel casters promote easy maneuverability.

### » SIMPLE LIFT KIT

This combo kit includes a 2 ton service jack and a pair of two ton jack stands, all of which can be conveniently carried and stored in a specially designed blow-molded case.



### » ROAD SIDE JACK

With a steel frame construction and an extra wide base, this jack is engineered for durability and balance while still being the right size to easily to keep in any vehicle.

PART #	DESCRIPTION	UPC	PACKAGING DIM	CASE #	WEIGHT
<b>F-2315PE</b>	1½ Ton Trolley Jack w/ Case	652597531452	17.50" x 8.25" x 5.63"	1	18.70 lbs.
<b>F-2330BMC</b>	2 Ton Lift Kit w/ Case	652597529923	26.00" x 7.00" x 9.00"	1	34.10 lbs.
<b>T-9456</b>	Scissor Jack	652597529626	30.31" x 15.74" x 6.88"	4	8.80 lbs.

PROVEN SAFETY & PERFORMANCE PRODUCTS

WWW.PROLIFTPRODUCTS.COM

## JACK STANDS



# JACK STANDS <



Meets or exceeds ASME PASE 2014



## STURDY CONSTRUCTION

A high quality cast ductile iron ratchet bar and sturdy stamped steel base provide durability and longevity which make these ideal for home, professional and farm use.

## RATCHET MECHANISM

Height adjustment mechanism allows smooth upward movement while release handle locks into position.

PART #	DESCRIPTION	UPC	LIFTING RANGE	PACKAGING DIM	CASE #	WEIGHT
<b>T-6902</b>	2 Ton Jack Stands	652597211033	10.13" - 16.38"	12.40" x 6.89" x 9.84"	1	12.00 lbs.
<b>T-6903</b>	3 Ton Jack Stands	652597211019	11.50" - 16.88"	13.00" x 7.48" x 10.00"	1	16.00 lbs.
<b>T-9635</b>	3½ Ton High-Lift Floor Jack Stands	652597530189	14.00" - 21.00"	17.72" x 9.84" x 14.2"	1	18.00 lbs.
<b>T-6906</b>	6 Ton Jack Stands	652597211026	15.50" - 24.25"	9.84" x 7.87" x 16.73"	1	34.76 lbs.

PROVEN SAFETY & PERFORMANCE PRODUCTS

WWW.PROLIFTPRODUCTS.COM

## DOUBLE LOCKING JACK STANDS <



Meets or exceeds ASME PASE 2014

### STURDY CONSTRUCTION

A high quality cast ductile iron ratchet bar and sturdy stamped steel base provide durability and longevity which make these ideal for home, professional and farm use.

### SAFE LIFTING

Always used in pairs, counter weighted pawls serve as a safe secure locking device to prevent the load from accidental disengagement.

> NEW <



T-6903D

### DOUBLE LOCKING

An attached pin lock provides support, locking the ratchet bar in place for an additional carrying point.



### RATCHET MECHANISM

One piece, multi position ductile ratchet bar provides strength and durability as well as a quick adjustment mechanism that securely locks into the desired position.



T-6906D

PART #	DESCRIPTION	UPC	LIFTING RANGE	PACKAGING DIM	CASE #	WEIGHT
<b>T-6902D</b>	2 Ton Double Pin Jack Stands	652597531681	10.50" - 17.00"	8.27" x 7.68" x 13.98"	1	11.66 lbs.
<b>T-6903D</b>	3 Ton Double Pin Jack Stands	652597531698	11.37" - 16.75"	8.27" x 7.87" x 13.11"	1	13.86 lbs.
<b>T-6906D</b>	6 Ton Double Pin Jack Stands	652597531704	16.00" - 23.50"	11.62" x 9.84" x 17.21"	1	26.40 lbs.

# SPEEDY LIFT JACK STANDS <

Meets or exceeds ASME PASE 2014



T-7903

**SPEEDY  
LIFT®**



## » RATCHET PIN

Jack stands are equipped with a ratchet pin to keep the ratchet in the lowest position when storing the jack stands in minimal space.

## » SPEEDY LIFT TECHNOLOGY

This patented technology makes raising the ratchet bar from resting position to the vehicles chassis possible in a single motion.



## » THINK SAFE

Safety Tip - All jack stands are designed only to be used in pairs. The rated capacity is achieved when BOTH jack stands are used together and should NEVER be used on uneven surfaces.



PART #	DESCRIPTION	UPC	LIFTING RANGE	PACKAGING DIM	CASE #	WEIGHT
T-7903	3 Ton Speedy Lift Jack Stands	652597529510	10.25" - 16.50"	12.40" x 8.30" x 10.60"	1	15.80 lbs.

PROVEN SAFETY & PERFORMANCE PRODUCTS

WWW.PROLIFTPRODUCTS.COM

SHOP  
EQUIP.

# ENGINE REPAIR EQUIPMENT <



Meets or exceeds ASME PASE 2014



## » SIMPLE STORAGE

This engine crane folds conveniently to preserve precious space in your workshop.

## » ADJUSTABLE LIFTING ARM

Engine cranes are equipped with an extendable lift arm for access to tight spaces. **Safety Tip:** The maximum lifting load reduces as the lift arm is further extended.



## » HEAVY DUTY

Cranes/stands are constructed with heavy duty welds and reinforced tubular steel. Extra wide bases provide stability, safety and easy movement of the cranes/stands.

## » SIMPLE STORAGE

The base of this engine stand can easily be disassembled for storage and transportation.

## » 360° ROTATING HEAD

Heavy duty 360° rotating head grants easy access to any part of the engine.




PART #	DESCRIPTION	UPC	PACKAGING DIM	CASE #	WEIGHT
<b>T-3202</b>	2 Ton Foldable Engine Crane	652597524706	Box 1: 58.20" x 12.21" x 33.50" Box 2: 35.20" x 23.22" x 3.34"	1	193.60 lbs.
<b>T-3101</b>	1000 lbs Engine Stand	652597524690	34.20" x 10.00" x 7.00"	1	63.80 lbs.

PROVEN SAFETY & PERFORMANCE PRODUCTS

WWW.PROLIFTPRODUCTS.COM

## CAR DOLLYS <



### ▶ FOOT-PEDAL LIFTING

The adjustable car dolly will slide under wheels up to 12" wide before the easy to use foot pedal lifts the wheel off the ground.

### ▶ SIMPLE MANEUVERABILITY

2 dollies allow for a full 180° vehicle pivot, while 4 dollies place a vehicle on a 360° Omni-directional rolling platform.

### ▶ MANUAL DOLLY

Once a vehicle is lifted using a secondary jack, place these wheel dollies under each tire and gently lower the vehicle onto the dollies for easy movement of a vehicle in any direction.



T-3310

PART #	DESCRIPTION	UPC	PACKAGING DIM	CASE #	WEIGHT
<b>T-3310</b>	1,000 lbs Car Dolly	652597524713	25" x 17"x 5"	1	40.70 lbs.
<b>T-3315</b>	1,500 lbs Hyd. Car Dolly	652597524720	34.65" x 24.4" x 8.6"	1	44.00 lbs.

## > AIR TANKS

### » CONVENIENT DESIGN

All air tanks come with handles for easy transportation and rubber feet help prevent the tanks from sliding or moving during use.

### » PRESSURE GAUGE

All air tanks are standard equipped with an easy to read pressure gauge and a built in pressure by-pass valve. Maximum pressure rating on air tanks is 125 PSI.



W-1010A



W-1005



W-4525



W-4528



W-4526



W-4527

### » AIR TANK ACCESSORIES

Available air tank accessories include: pressure gauge, manifold, 6' durable rubber hose and quick connect blow gun with adaptable inflators.

PART #	DESCRIPTION	UPC	PACKAGING DIM	CASE #	WEIGHT
W-1010A	10 Gallon Air Tank	652597051066	24.17" x 11.30" x 6.57"	1	33.00 lbs.
W-1005	5 Gallon Air Tank	652597042019	27.56" x 13.19" x 6.69"	1	18.00 lbs.
W-4525*	Air Tank Blow Gun	652597102232	5.75" x 1.2" x 9.75"	12	0.48 lbs.
W-4526*	Air Tank Manifold	652597042026	3" x 1.25" x 1.5"	6	0.31 lbs.
W-4527*	Air Tank Hose	652597042057	6" x .75" x .75"	12	0.73 lbs.
W-4528*	Air Tank Gauge	652597042040	4.78" x 7.28" x 4.92"	6	0.20 lbs.

PROVEN SAFETY & PERFORMANCE PRODUCTS

WWW.PROLIFTPRODUCTS.COM

\* These items are Air Tank Accessories

## MOBILE AIR INFLATORS <

### » SIMPLE INFLATOR

Easy to use. Quickly inflates tires, rafts and sports equipment effortlessly. Perfect for safe-keeping in any vehicle.



### » QUICK CONNECT

Each tire inflator comes equipped with a quick connect air adaptor and 3 different nozzle heads for virtually any need.

### » MULTIPLE FUNCTIONS

A 23" air hose lends extra space for using this inflator model in a vehicle and standard equipped LED lights provide illumination as well as emergency lights.



### » CONVENIENT DESIGN

Compact design and a sturdy built-in handle make transportation and storage easy. Rubber feet help prevent the inflators from sliding or moving during use.



PART #	DESCRIPTION	UPC	MAX POWER	MAX PSI	PACKAGING DIM	CASE #	WEIGHT
W-1802	Compact "Tire" Inflator	652597530714	100 Watts	260 PSI	7.20" x 7.28" x 3.14"	6	2.20 lbs.
W-1804	Multi-Functional Inflator	652597530721	120 Watts	100 PSI	10.80" x 7.28" x 4.96"	4	4.68 lbs.

# MOBILE AIR INFLATORS <



Patent #: U.S. 5,946,912



W-1806

## » HIGHLY **VERSATILE**

There are 7 adapter heads available with this inflator package including a raft pump. All extra parts and pieces can be easily stored within it's storage compartment.



## » EASY TO **READ**

The pressure gauge on this inflator illuminates in the dark for simple to see/read usage.



## » SAFE **TECHNOLOGY**

A digital gauge and tire pressure pre-setting prevents dangerous and unwanted over inflation. When the specific desired PSI is reached, the gauge will alert users by beeping.

## » CONVENIENT **USE**

Compact design and a sturdy built-in handle make transportation and storage easy. Rubber feet help prevent the inflators from sliding or moving during use.



W-1808

PART #	DESCRIPTION	UPC	MAX POWER	MAX PSI	PACKAGING DIM	CASE #	WEIGHT
W-1806	All Purpose Inflator & Deflator	652597530738	120 Watts	130 PSI	11.50" x 10.00"x 6.25"	4	4.40 lbs.
W-1808	Pro Inflator with Digital Gauge	652597530745	120 Watts	100 PSI	7.20" x 7.25" x 3.14"	4	4.24 lbs.

PROVEN SAFETY & PERFORMANCE PRODUCTS

WWW.PROLIFTPRODUCTS.COM



CREEPERS  
& STOOLS

# Z CREEPER <



Patent #: U.S. 6,969,077



## >> Z TECHNOLOGY

Patented design allows for changing from a flat creeper to a shop seat in only seconds and conversion is done without the use of tools.



C-2036D

## >> HEAVY DUTY

A 36" steel frame and 6 nylon, oil resistant casters provide a smooth rolling surface and 300 lbs capacity.



## >> COMFORTABLE DESIGN

Thick padded vinyl seat and headrest provides extra comfort whether you are sitting or lying down on this creeper.



## >> TRAINING VIDEO

Scan the above QR code to learn more

PART #	DESCRIPTION	UPC	PACKAGING DIM	CASE #	WEIGHT
C-2036D	300 lbs 36" Z-Creeper™	652597529466	21.85" x 13.32" x 4.53"	1	15.62 lbs.

PROVEN SAFETY & PERFORMANCE PRODUCTS

WWW.PROLIFTPRODUCTS.COM

## MECHANICS CREEPERS <



C-1004

### >> HEAVY DUTY

A 40" steel frame and 6 nylon, oil resistant casters provide a smooth rolling surface and 350 lbs capacity.

### >> COMFORTABLE DESIGN

Thick padded vinyl cushioning provides extra support and comfort while working/lying on this creeper.

### >> MESH TECHNOLOGY

This mesh creeper is weather resistant, washable and lightweight. A generously padded headrest and elastic mesh body ensure comfort for users up to 250 lbs.

### >> FOLDABLE DESIGN

The mesh creeper is designed to fold up when not in use for easy handling and convenient storing.



C-4036

### > NEW <

PART #	DESCRIPTION	UPC	PACKAGING DIM	CASE #	WEIGHT
<b>C-1004</b>	350 lbs Mechanics Creeper	652597043115	37.25" x 17.25" x 3.25"	1	13.86 lbs
<b>C-4036</b>	250 lbs 36" Mesh Creeper	652597531742	19.29" x 18.90" x 7.09"	1	9.24 lbs

# MOBILE PADS <



C-1000

## >> FOLDABLE KNEE-PAD

Heavy Duty EVA foam pad is efficient at protecting knees while compact and lightweight enough to be mobile. Folding design and handle cut-outs allow this knee pad to travel nearly anywhere.

## >> LARGE VINYL PAD

Think foam cushion is extra comfortable, easy to carry using the attached handle and made of tough, easily cleaned vinyl. Versatile pad has many uses in the shop, around the home and outdoors.



C-5001




## >> DURABLE EVA MATERIAL

The six fold EVA pad serves as a floor mat or comfortable seat. EVA foam is water, chemical and impact resistant. Handle cutouts make transporting this pad to around the garage and even the garden easy.

## >> FOLDING PAD

This six-fold EVA pad works well as a floor mat or as a thick comfortable seat. With a built in carry handle, it makes transporting this pad easy.



C-5006

PART #	DESCRIPTION	UPC	PACKAGING DIM	CASE #	WEIGHT
<b>C-5001</b>	EVA Knee Pad	652597531735	10.75" x 9.00" x 2.50"	20	0.45 lbs.
<b>C-1000</b>	47" folding Work Pad	652597043399	23.50" x 17.30" x 3.00"	6	3.52 lbs.
<b>C-5006</b>	6-Fold EVA Pad	652597530295	16.54" x 8.27" x 7.09"	10	1.81 lbs.

PROVEN SAFETY & PERFORMANCE PRODUCTS

WWW.PROLIFTPRODUCTS.COM

## MECHANIC SEATS <

### SEAT/STOOL COMBO

This 2-in-1 product double as both a shop stool and a mobile seat. A simple flip of the seat and it can be used as a stool or vice versa.



C-3001



### HIGH-BACK SEAT

Vinyl seat cushion with high back support allows the seat to be used comfortably for long periods of time. A convenient built in tool tray provides storage space for small tools and parts.



C-7011

### MECHANICS SEAT

A padded vinyl cushion and a simple design make this a quality seat option. A convenient built in tool tray provides storage space for small tools and parts.



C-7010

PART #	DESCRIPTION	UPC	PACKAGING DIM	CASE #	WEIGHT
<b>C-2800</b>	300 lbs 2-in-1 Seat/Stool	652597529893	16.93" x 14.96" x 5.91"	1	18.00 lbs.
<b>C-7011</b>	300 lbs High-Back Creeper Seat	652597531445	16.93" x 16.14" x 8.27"	1	19.80 lbs.
<b>C-7010</b>	250lbs Creeper Seat	652597531438	15.16" x 13.98" x 15.95"	3	9.35 lbs.

# MECHANIC SEATS <



C-3001



## MECHANICS STOOL

Adjustable height show stool ranges from 14.5" to 19.5" tall. A convenient built in tool tray provides storage space for small tools and parts.



Patent #: U.S. D617,999

## STORAGE DRAWERS

Adjustable height mechanics stool ranges from 17.5" to 22.5" tall. A subdivided tool tray provides storage space for small tools and parts while 3 drawers allow for the organized storage of larger items.



C-3100

PART #	DESCRIPTION	UPC	PACKAGING DIM	CASE #	WEIGHT
<b>C-3001</b>	300 lbs Pneumatic Stool	652597043245	15.75" x 15.75" x 5.12"	3	12.32 lbs
<b>C-3100</b>	300 lbs Pneumatic Stool w/ Drawers	652597529121	16.54" x 11.42" x 16.14"	1	29.00 lbs

PROVEN SAFETY & PERFORMANCE PRODUCTS

WWW.PROLIFTPRODUCTS.COM

## SHOP TOOLS



# TOOL CART <

## » HEAVY DUTY TOOL CART

Steel tool cart has a non-slip table top work surface that slides open to give access to a deep storage compartment. Both the storage compartment and two drawers are lockable using a unique key.



M-0004




## » DUAL TRAYS

Aside from the top sliding surface, this tool cart also has 2 heavy duty slide drawers. These drawers are locked when the unit is locked.

## » NON-SLIP SURFACE

The top sliding drawer acts as a usable surface. The whole surface is lined with a non-slip rubber mat.



## » LOCK AND KEY SECURITY

Once the keys lock this unit, the top surface and the side two drawers become locked giving peace of mind when storing your tools.

PART #	DESCRIPTION	UPC	PACKAGING DIM	CASE #	WEIGHT
M-0004	350 lbs Tool Cart	652597531322	30.75" x 14.50" x 33.00"	1	67.10 lbs

PROVEN SAFETY & PERFORMANCE PRODUCTS

WWW.PROLIFTPRODUCTS.COM

## PORTABLE JUMP STARTERS <



Patent #: U.S. 6,531,789 B1 and 7,498,798 B2

>NEW<



I-8006

I-8006BK



I-8006R



### >> DESIGNED FOR SAFETY

Patented designs ensure the safety of these jump starters. Safety features include: Automatic Power Cutoff Function; as well as built in Overload, Thermal and Output Short Circuit Protection.

### >> POWERFUL DEVICE

Starting amperage of these jump starters is 350Amps (compared to 250Amps for most others). Maximum amperage peaks at 700Amps (compared to 400Amps for most others).

### >> MULTIPLE FUNCTIONS

These compact 3.5"x5.5" jump starters all come equipped with a flashlight function as well as a USB hub port for charging mobile devices at a lower safe amperage.



### >> TRAINING VIDEO

Scan the above QR code to learn more



PART #	DESCRIPTION	UPC	PACKAGING DIM	CASE #	WEIGHT
I-8006	White - Jumpstarter	652597530523	14.17" x 9.65" x 14.17"	20	1.40 lbs.
I-8006R	Red - Jumpstarter	652597530783	14.17" x 9.65" x 14.17"	20	1.40 lbs.
I-8006BK	Black - Jumpstarter	652597530790	14.17" x 9.65" x 14.17"	20	1.40 lbs.

# TOOLS & GADGETS <

## » AUTO-LOADING DRIVER

This 10 piece screwdriver has 5 pre-load slots in the chamber and a handle reservoir so switching the bit is a matter of simply twisting the chamber.



M-0003



## » BIT HOLDER

This unit includes a bit holder that not only extends the length of the bit, but also acts as a quick change system for bits if so desired.



M-0002



## » MAGNET TRAY

This tray is a great way to keep small parts and tools within reach. The tray is collapsible so stowing when not in use is simple.



TM801



## » PRECISION DRIVER

10 bits are stored in the clear handle reservoir of this driver so switching bits is simple and convenient to change.



PART #	DESCRIPTION	UPC	PACKAGING DIM	CASE #	WEIGHT
TM801	Magnet Tray	652597531865	5.13" x 5.25"	96	0.28 lbs.
M-0002	10 in 1 Auto-Loading Precision Driver	652597530752	3.72" x 5.86"	60	0.33 lbs.
M-0003	10 in 1 Auto-Loading Ratchet Driver	652597530769	4.30" x 6.27"	48	0.74 lbs.

PROVEN SAFETY & PERFORMANCE PRODUCTS

WWW.PROLIFTPRODUCTS.COM

## SPECIALTY LIFTS



# LAWN MOWER LIFT <



Patent #: U.S. 8,608,130 B2 and D688,022



T-5300E

## MULTIPLE PURPOSE

Ideal for debris removal, belt, deck, filter and blade maintenance.



## PATENTED TECHNOLOGY

A patented secondary locking mechanism ensures that the lift will remain raised until the load is lowered. The foot pedal design helps to alleviate the amount of work required to lift a mower, and large wheel baskets allow for a wide array of mower wheel bases to be serviced.



T-5310

Patent #: U.S. D703,413



## PUSH MOWER ADAPTER

This patented adapter is designed to fit the majority of push mower models. It has a rated capacity of 150lbs.



T-5335A

PART #	DESCRIPTION	UPC	LIFTING RANGE	PACKAGING DIM	CASE #	WEIGHT
<b>T-5300E</b>	300 lbs Lawn Mower Lift	652597529589	23.00"	38.43" x 17.92" x 7.68 "	1	51.60 lbs.
<b>T-5335A</b>	350 lbs Lawn Mower Lift	652597531650	23.00"	35.04" x 16.34" x 5.32"	1	55.00 lbs.
<b>T-5310</b>	Push Mower Adapter	652597530882	-	36.61" x 4.33" x 5.71"	1	14.85 lbs.


PROVEN SAFETY & PERFORMANCE PRODUCTS

WWW.PROLIFTPRODUCTS.COM

## HEAVY DUTY LAWN MOWER LIFTS <


### » ADJUSTABLE WHEEL SPAN

The wheel baskets are adjustable to fit a wheel span of 40.75" - 49.37". Also, the baskets come with a support bar for those lawn mowers with smaller wheels.



### » PUSH MOWER ADAPTER

This patented adapter is designed to fit the majority of push mower models. It has a rated capacity of 150 lbs.

Patent #: U.S. D703,906 




### » HEAVY DUTY

Welded tubular steel construction provides a durable product while employing a lighter frame. This lift is rated for 550lbs of lift reaching 23.37" high.

### » PROFESSIONAL GRADE

Giant 27" height clearance gives more working space than competitive "do it yourself" lifts. Thick, heavy-duty welded steel provides professional durability and longevity.



 Patent #: U.S. 8,608,130

PART #	DESCRIPTION	UPC	LIFTING RANGE	PACKAGING DIM	CASE #	WEIGHT
<b>T-5355A</b>	550 lbs Lawn Mower Lift	652597531711	23.00"	35.04" x 16.34" x 7.68"	1	69.30 lbs.
<b>T-5501</b>	750 lbs Lawn Mower Lift	652597530103	27.00"	37.38" x 16.63" x 6.00"	1	171.00 lbs.
<b>T-5510*</b>	Push Mower Adapter	652597530912	-	36.62" x 5.70" x 4.30"	1	14.33 lbs.

# MOTORCYCLE & ATV LIFT <

## » PROFESSIONAL GRADE

This lift is rated up to 1500lbs. Its low profile clearance lifts from a minimum of 4.5" to a maximum height of 14.5". Rubber seat pads help to protect the load from being scratched or scuffed while lifted.



T-2152



## » MULTIPLE FUNCTION

This lift is ideal for professional shops and home garages alike. Motorcycles, dirt bikes, scooters, and small ATV's are easily lifted and safely held in up to 3 different height positions.



PART #	DESCRIPTION	UPC	LIFTING RANGE	PACKAGING DIM	CASE #	WEIGHT
T-2152	1500 lbs Motorcycle Lift	652597529855	14.5"	32.09" x 15.35" x 5.91"	1	65.00 lbs.

PROVEN SAFETY & PERFORMANCE PRODUCTS

WWW.PROLIFTPRODUCTS.COM

## SPECIALTY LIFTS <

### » ALL-PURPOSE UTILITY LIFT

Our heavy duty all purpose utility lift is designed to lift a large variety of utility or specialty vehicles. Ideal for snow mobiles, UTV's, ATV's, dune buggies, sprint cars and more.



### » SPECIAL FEATURES

This lift has a rated capacity of 1250lbs. The base of the lift has extensions if the load requires a larger secure base.

### » SNOWMOBILE ADAPTER

Designed to allow the lift to hold the front of a snow mobile snugly.



### » ATV/UTV ADAPTER

This adapter is designed to fit most ATV's and UTV's. It has a support bracket that tightens down onto the nose of an ATV/UTV for extra support.



# SPECIALTY LIFTS <



T-2300

## PROFESSIONAL GRADE

Air Actuated bottle jack allows for effortless, pump-free, lifting. Rated capacity for this lift is 2300 lbs. It also has an extra wide base for more stability for those heavier lifts.

## DESIGNED FOR SAFETY

Dual-locking safety latch for added safety when lifting heavy utility vehicles. Ideal for large ATV's/UTV's, snowmobiles, golf carts, flat bottom boats, etc.

## LARGE UTILITY LIFT ADAPTER

Designed to allow the lift to raise wide frame utility vehicles with sliding arms for more precise control on the largest vehicles.



T-2300AT



PART #	DESCRIPTION	UPC	LIFTING RANGE	PACKAGING DIM	CASE #	WEIGHT
<b>T-1250</b>	1250 lbs Utility Lift	652597531841	23.00"	38.43" x 17.92" x 7.68 "	1	282.00 lbs.
<b>T-2300</b>	2300 lbs Utility Lift	652597531858	26.00"	45.28" x 19.49" x 8.86"	1	484.00 lbs.
<b>T-1250AT1</b>	Snow-Mobile Adapter *	652597531810	-	39.61" x 5.71" x 4.33"	1	44.00 lbs.
<b>T-1250AT2</b>	ATV/UTV Adapter *	652597531827	-	45.28" x 19.49" x 8.86"	1	54.00 lbs.
<b>T-2300AT</b>	Large Utility Lift Adapter *	652597531834	-	39.61" x 5.71" x 4.33"	1	85.00 lbs.

PROVEN SAFETY & PERFORMANCE PRODUCTS

WWW.PROLIFTPRODUCTS.COM

These adapters are compatible on both model T-1250 and T-2300



**SAVE PHACE**

**SAVE  
PHACE**

# WELDING HELMETS <



Patent #: U.S. 7,168,095 | D640,419;D624,705 | China #: ZL20103515538.9  
ECD #: 001230635-0001 | Canada #: 136581

## >> ELEMENTARY SERIES

A grinding mask with a 23in<sup>2</sup>-180° viewing area. Interchangeable lens system allows shade welding lenses to be installed into helmet to convert to a welding mask. 3, 5, 8, 10 and 12 shade lenses are available at SavePhace.com.



Metal Hed >>

<< Lunar Storm



<< Patriot

Fire Skull >>



## >> EFP I SERIES

A premium welding mask with a 23in<sup>2</sup>-180° viewing area. Helmets come equipped with ADF (Auto Darkening Filter) that can be adjusted from the inside of the helmet.

## >> 40VizI2 SERIES

At 40in<sup>2</sup>, this welding helmet has the largest 180° viewing area available and clear ear to ear vision. Helmets come equipped with ADF (Auto Darkening Filter) that can be adjusted from the inside of the helmet.



<< Dead King

Kannibal >>



<< Ripped

Day of the Dead >>



## >> RFP E SERIES

At 40in<sup>2</sup>, this welding helmet has the largest 180° viewing area available and clear ear to ear vision. With external shade adjustments, this helmet is ideal for the welder that needs to adjust the shade filter on the fly.

ITEM #	DESCRIPTION	UPC	ITEM #	DESCRIPTION	UPC
3010745	Lunar Storm - Elementary Series	816453010745	3010738	Metal Hed - Elementary Series	816453010738
3012480	Patriot - EFP I Series	816453012480	3012497	Fire Skull - EFP I Series	816453012497
3011629	Dead King - 40VizI2 Series	816453011629	3011674	Kannibal - 40VizI2 Series	816453011674
3012442	Ripped - RFP E Series	816453012442	3012435	Day of the Dead - RFP E Series	816453012435

PROVEN SAFETY & PERFORMANCE PRODUCTS

WWW.PROLIFTPRODUCTS.COM

## SPORT UTILITY MASKS <



Patent #: U.S. 7,168,095 and D522,179

### >> SUM MASKS

Made of tough ABS plastic, these masks are designed to be worn while motor-cycling, ATV/UTV riding, boating and other activities. These masks are not designed for paintball and should not be used in lieu of helmets compliant with all applicable laws.



3011445



2000896



3011131



2000735



2000513



ITEM #	DESCRIPTION	UPC
3011445	Troubled Water - SUM	816453011445
2000896	Black Mamba - SUM	184082000896
3011131	Fallen - SUM	816453011131
2000735	Hed Hunter - SUM	184082000735
2000513	Storm Troopa - SUM	184082000513

# TACTICAL MASKS <



Patent #: U.S. 7,169,095 and D555,290

These products meet or exceed ASTM standards for Paintball



## TACTICAL MASKS

These tactical masks meet ASTM and CE standards for impact resistance, luminance and clarity. Lenses are coated with UV protection, military grade fog resistance and scratch resistant film. Lenses and mask pads are all interchangeable. More parts and info are available for all masks at [SavePhace.com](http://SavePhace.com).



ITEM #	DESCRIPTION	UPC
3012039	Scar Phace - Diss Series	816453012039
3011414	Warlord - TM Dope Series	816453011414
3012046	OSC - TM Diss Series	816453012046
3011421	OD1 - TM Dope Series	816453011421
2000797	Diablo - TM Diss Series	184082000797
3010837	Grunt Series Goggles - Clear	816453010837
3010905	Sly Series Goggles - Clear	816453010905
3010912	Sly Series Goggles - Smoked	816453010912



PROVEN SAFETY & PERFORMANCE PRODUCTS

[WWW.PROLIFTPRODUCTS.COM](http://WWW.PROLIFTPRODUCTS.COM)



**BONE  
CREEPER**



# BONE CREEPER <

## ► TAIL BONE™

This unique design grips and moves with your body. With large wheels, this seat can roll over rough floors with ease and can be used in multiple environments. This seat is excellent for ground level work such as cleaning, polishing, painting and more.

Patent #: D632,904S



5031

## ► ROUGH RIDER™

With a rated capacity of 400lbs and a clearance of 3" this creeper is the perfect combination of strength versatility. 5.28" caster wheels give it fantastic mobility over a variety of terrains.

Patent #: D296,597




7031

## ► THE BONE-STER™

With a rated capacity of 400lbs, this is one of the strongest creepers on the market. 3" threaded wheels provide smooth movement over rough surfaces and each creeper has two integral handles.

Patent #: D460,597



4031



6031

## ► THE BONE™

A sturdy platform that won't flip or tip. Its comfortable ergonomic design allows for ample work space when under vehicle access is a necessity. A clearance of 1.75" makes it one of the lowest creepers on the market.

Patent #: D296,597



ITEM #	DESCRIPTION	UPC	CAPACITY	CASE #
6031	The Bone™ Creeper	650879060317	300 lbs.	1
4031	The Bone-Ster™ Creeper	650879040319	400 lbs.	1
5031	The Tail Bone™ Creeper Seat	650879050318	350 lbs.	1
5131*	The XL Tail Bone™ Creeper Seat	650879051315	350 lbs.	1
7031	The Rough Rider™ Creeper	650879070316	400 lbs.	1

\* This item has larger casters than the regular tail bone creeper seat.

PROVEN SAFETY & PERFORMANCE PRODUCTS

WWW.PROLIFTPRODUCTS.COM



# WELCOMING A NEW LINE OF GAS MONKEY ITEMS TO OUR FAMILY



GAS MONKEY  
**GARAGE**

# GAS MONKEY GARAGE PRODUCTS <



GMG91400



GMG91305



GMG92450




GMGEVA



GMGDND1



GMG80600



GNGC3100



GMGEFP1

ITEM #	DESCRIPTION	UPC	ITEM #	DESCRIPTION	UPC
<b>GMG91400</b>	400 lbs Low Profile Spider Creeper	047077827239	<b>GMG92450</b>	450lbs Toolbox Seat	047077827253
<b>GMG91305</b>	350lbs Shop Stool/Seat	047077827246	<b>GMG85001</b>	3-Fold EVA Pad	047077827277
<b>GMGDD</b>	Down n' Dirty Welding Mask	047077827260	<b>GMGC3100</b>	300 lbs Shop Seat w/ Dual Trays	652597531674
<b>GMG80600</b>	6,000 mAmp Jumpstarter	047077825631	<b>GMGEFP</b>	EFP Monkey Welding Mask	047077999776

PROVEN SAFETY & PERFORMANCE PRODUCTS

WWW.PROLIFTPRODUCTS.COM

More GMG products available.  
Contact [gmgsales@sfacompanies.com](mailto:gmgsales@sfacompanies.com) for more details.

## PERSONAL **NOTES** <



## THANK YOU <



» <b>BOTTLE JACKS</b>	» <b>4-7</b>
MANUAL BOTTLE JACKS	5
MANUAL/AIR HYDRAULIC BOTTLE JACKS	6
SHORTY BOTTLE JACKS	7
» <b>SERVICE JACKS</b>	» <b>8-13</b>
TROLLY JACKS	9
GARAGE JACKS	10
SERVICE JACKS	11
HYBRID JACKS	12
» <b>JACK STANDS</b>	» <b>14-17</b>
JACK STANDS	15
DOUBLE LOCKING JACK STANDS	16
SPEEDY LIFT JACK STANDS	17
» <b>SHOP EQUIPMENT</b>	» <b>18-23</b>
ENGINE REPAIR EQUIPMENT	19
CAR DOLLYS	20
AIR EQUIPMENT	21
» <b>CREEPERS &amp; SHOP STOOLS</b>	» <b>24-29</b>
CREEPERS	25
SHOP STOOLS/SEATS	28
» <b>SHOP TOOLS</b>	» <b>30-33</b>
TOOL CART	31
JUMPSTARTER	32
TOOLS AND GADGETS	33
» <b>SPECIALTY LIFTS</b>	» <b>34-39</b>
LAWN MOWER LIFTS	35
HEAVY DUTY LAWN MOWER LIFTS	36
MOTORCYCLE/ATV LIFT	37
SPECIALTY UTILITY LIFTS	38
» <b>SAVE PHACE</b>	» <b>40-43</b>
BRAND SPOTLIGHT	
WELDING HELMETS	41
SPORT UTILITY MASKS	42
TACTICAL MASKS	43
» <b>BONE CREEPER</b>	» <b>44-45</b>
BRAND SPOTLIGHT	
CREEPERS	45
SHOP SEAT	45
» <b>GAS MONKEY GARAGE</b>	» <b>46-47</b>
BRAND SPOTLIGHT	
GMG PRODUCTS	47

# PRODUCT WARRANTY <

THE BRAND PRO-LIFT CARRIES A 90 DAY, ONE YEAR OR TWO YEAR WARRANTY.

For a period of ninety (90) days, one year or two years (depending on the product warranty) from date of purchase, SFA COMPANIES, INC. will repair or replace, at its option, without charge, any of its products which fails due to a defect in material or workmanship, or which fails to conform to any implied warranty not excluded hereby. Performance of any obligation under this warranty may be obtained by returning the warranted product, freight prepaid, to SFA COMPANIES, INC. Warranty Service Department, 10939 N. Pomona Ave., Kansas City, MO 64153.

Except where such limitations and exclusions are specifically prohibited by applicable law,

- 1) The consumer's sole and exclusive remedy shall be the repair or replacement of defective products as described above, and
- 2) Sfa companies, inc. Shall not be liable for any consequential or incidental damage or loss whatsoever, and
- 3) The duration of any and all expressed and implied warranties, including without limitation, any warranties of merchantability and fitness for a particular purpose, is limited to a period of ninety (90) days / two years from date of purchase.

Some states do not allow limitations on how long an implied warranty lasts, so the above limitation may not apply to you. Some states do not allow the exclusion or limitation of incidental or consequential damages, so the above limitation or exclusion may not apply to you. This warranty gives you specific legal rights, and you may also have other rights which vary from state to state.

# CONTACT INFORMATION <



[WWW.PROLIFTPRODUCTS.COM](http://WWW.PROLIFTPRODUCTS.COM)



ADDRESS: **10939 N. POMONA AVE.  
KANSAS CITY, MO 64153**



PHONE: **(888) 332-6419  
(816) 891-6390**

PROVEN SAFETY & PERFORMANCE PRODUCTS

[WWW.PROLIFTPRODUCTS.COM](http://WWW.PROLIFTPRODUCTS.COM)



**SFA Companies**  
10939 N. Pomona Ave  
Kansas City, MO 64153  
816-891-6390  
[www.ProLiftProducts.com](http://www.ProLiftProducts.com)